



**Applications**

C1

C1	1,596
C1	2,360
C1	654
C1	878
C1	159
C1	187
C1	1

C2



C2	Yes	No
C2	X	
C2		
C2	829	
C2	351	
C2	59	
C2		
C2		

**Admission Requirements**

C3 High school completion requirement

C3	X
C3	
C3	
C4	
C4	
C4	X
C4	
C5	

C5	Units Required	Units Recommended
C5		
C5	Total academic units	
C5	English	4
C5	Mathematics	3-4
C5	Science	3
C5	Of these, units that must be lab	
C5	Foreign language	3
C5	Social studies	3-4
C5	History	
C5		

**Basis for Selection**

C6


C6  
C6  
C6  
C6  
C6



C7

C7

	Very Important	Important	Considered



**C8C** As a validity check on the application essay X X

**C8C** No college policy as of now  
**C8C** Not using essay component

**C8D**  
**C8D**  Yes No  
X

**C8E** 1-Mar  
**C8E** 1-Mar

**C8F**  
**C8F**

**C8G**

**C8G** SAT

**C8G** ACT

**C8G** SAT Subject Tests



**C8G** AP

**C8G** CLEP

**C8G** (list all) P 0.2 (dW n q 54f -0 q 54) - q 54) 1.87997 44440.04997cm BT 0.0002 Tc 42 0 0 42 210 2518.75Tm /TT2 1





C22 Is your early action plan a "restrictive" plan under which you limit students from applying to other early plans?

C22	Yes	No
C22		